





SERIES FEATURES

	<ul style="list-style-type: none"> ▶ INTEGRATED SOLID STATE SYSTEM ▶ MULTI-RATE, CONTROLLED, AUTOMATIC CHARGER ▶ LOCK OUT (AUTOMATIC BATTERY CONNECT) ▶ LOW VOLTAGE BATTERY CUTOFF ▶ BROWNOUT SENSITIVITY ▶ DUAL-VOLTAGE TRANSFORMER FOR 120/227 VAC OPERATION ▶ MAXIMUM INPUT RATING 120VAC 60Hz 0.02 AMPS 277 VAC 60Hz 0.02 AMPS
	<ul style="list-style-type: none"> ▶ EM11 PAR-36 TYPE, HIGH INTENSITY TUNGSTEN LAMPS, 6 WATT ▶ EM11-MR MR-16 TYPE, HALOGEN LAMPS, 5 WATT
	<ul style="list-style-type: none"> ▶ SEALED LEAD ACID BATTERY ▶ 6 VOLT OPERATION ▶ MAINTENANCE FREE
	<ul style="list-style-type: none"> ▶ INJECTION MOLDED THERMOPLASTIC HOUSING ▶ SNAP TOGETHER DESIGN FOR FAST INSTALLATION ▶ FULLY ADJUSTABLE LIGHTING HEADS ▶ OFF WHITE FINISH ▶ WALL OR CEILING MOUNT ▶ LED CHARGE RATE INDICATOR ▶ TEST SWITCH ▶ UL LISTED ▶ DAMP LOCATION LISTED



EM11-MR



EM11

UNIT INFORMATION

MODEL NUMBER	STD. LAMP WATT	WATTS PER HOUR								REPLACEMENT BATTERY
		1.5	2	3	4	5	6	7	8	
EM11	6	12	~	~	~	~	~	~	~	[1] S65
EM11-MR	5	12	~	~	~	~	~	~	~	[1] S65

ILLUMINATION IS RATED TO **87.5%** OF NOMINAL SYSTEM VOLTAGE AND RECHARGE TO FULL CAPACITY WITHIN 24 HOURS.

NEC REQUIRES 1.5 HOURS OF EMERGENCY ILLUMINATION.

DIMENSIONS

EM11	EM11-MR
HEIGHT: 5.5"	HEIGHT: 5.5"
LENGTH: 12.125"	LENGTH: 12.125"
DEPTH: 4.0"	DEPTH: 4.125"

