


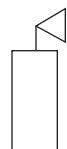


EM51 & EM52 SERIES

SERIES FEATURES

	<ul style="list-style-type: none"> ▶ INTEGRATED SOLID STATE SYSTEM ▶ MULTI-RATE, CONTROLLED, AUTOMATIC CHARGER ▶ LOCK OUT (AUTOMATIC BATTERY CONNECT) ▶ LOW VOLTAGE BATTERY CUTOFF ▶ BROWNOUT SENSITIVITY ▶ DUAL VOLTAGE TRANSFORMER FOR 120/277 VAC OPERATION ▶ MAXIMUM INPUT RATING 120VAC 60 Hz 0.35 AMPS 277VAC 60 Hz 0.15 AMPS 		
	<ul style="list-style-type: none"> ▶ HIT LAMPS ▶ PAR-36 SEALED BEAMS 	S L T A D P	▶ SEE UNIT INFORMATION
	<ul style="list-style-type: none"> ▶ SEALED LEAD ACID BATTERY/SEALED NI-CAD ▶ 6 OR 12 VOLT OPERATION ▶ MAINTENANCE FREE 		
	<ul style="list-style-type: none"> ▶ CONTEMPORARY 3-D STYLING ▶ 20 GAUGE STEEL HOUSING ▶ POLYCARBONATE LAMP HEADS (RECTANGULAR) ▶ STEEL LAMP HEADS (ROUND) ▶ UNIVERSAL MOUNT BACKPLATE ▶ BEIGE POWDER COAT FINISH STANDARD ▶ TEST SWITCH ▶ RED (POWER ON) LED INDICATORS ▶ UL LISTED ▶ NEW YORK CITY APPROVED/CALENDAR #32110 		



EM51S



EM51R
EM52R

UNIT INFORMATION

MODEL NUMBER	STD. LAMP WATT	WATTS PER HOUR								REPLACEMENT BATTERY	
		1.5	2	3	4	5	6	7	8		
EM51S	6	12	9	6	~	~	~	~	~	[1] S65	Rect.
EM51SA	9	18	14	9	7	~	~	~	~	[1] S68	Rect.
EM51RA	8	18	14	9	7	~	~	~	~	[1] S68	Round
EM52R †	12	32	24	16	12	10	8	7	6	[1] S610-SL	Round
EM52RA †	12	36	27	18	14	11	9	8	7	[2] S68	Round
EM52RB †*	12	36	27	18	14	11	9	8	7	[2] S68	Round

EM51SA-N7	9	18	14	9	~	~	~	~	~	[1] N67F	Rect.
EM51SB-N7 *	9	36	24	18	14	12	10	9	~	[2] N67F	Rect.
EM52RA-N7	8	18	14	9	~	~	~	~	~	[1] N67F	Round
EM52RB-N7 †*	12	36	24	18	14	12	10	9	~	[2] N67F	Round

† CHICAGO CODE APPROVED
* 12 VOLT DC OUTPUT

ILLUMINATION IS RATED TO **87.5%** OF NOMINAL SYSTEM VOLTAGE AND RECHARGE TO FULL CAPACITY WITHIN 24 HOURS.
NEC REQUIRES 1.5 HOURS OF EMERGENCY ILLUMINATION.



DIMENSIONS

HEIGHT: 12.0"
 WIDTH: 13.1"
 DEPTH: 2.9"

FACTORY OPTIONS

- HOS HEADS MOUNTED ON SIDES
- A AMMETER *
- B BLACK FINISH
- CP CORD & PLUG FOR 120 VAC INPUT
- W WHITE FINISH
- WG WOOD GRAIN
- V VOLTMETER *
- ** SPECIAL LAMP WATTAGE
- QC QUIK CHEK REMOTE TEST & TIME DELAY
- TD TIME DELAY ADJUSTS 1-60 MIN.
- OW OFF WHITE
- HMC HEADS MOUNTED ON COVER
- SD SELF-DIAGNOSTIC

* CHOOSE ONLY 1



PHONE 815-459-7142 • FAX 815-459-6126