

EM80 SERIES

COMMERCIAL PRODUCTS



STANDARD HEADS





SHOWN IN OPTIONAL WHITE FINISH



ROUND HEADS

SHOWN IN STANDARD DESIGNER OFFWHITE FINISH

SERIES FEATURES

	<ul style="list-style-type: none"> ▶ INTEGRATED SOLID STATE SYSTEM ▶ MULTI-RATE, CONTROLLED, AUTOMATIC CHARGER ▶ FUSED AC INPUT & DC OUTPUT CIRCUIT PROTECTION ▶ LOCK OUT (AUTOMATIC BATTERY CONNECT) ▶ LOW VOLTAGE BATTERY CUTOFF ▶ BROWNOUT SENSITIVITY ▶ DUAL VOLTAGE TRANSFORMER FOR 120/277 VAC OPERATION ▶ MAXIMUM INPUT RATING 120VAC 60 Hz 0.35 AMPS 277VAC 60 Hz 0.15 AMPS
	<ul style="list-style-type: none"> ▶ HIT LAMPS ▶ PAR-36 SEALED BEAMS
	<ul style="list-style-type: none"> ▶ SEALED LEAD ACID BATTERY ▶ 6 OR 12 VOLT OPERATION ▶ MAINTENANCE FREE
	<ul style="list-style-type: none"> ▶ 20 GAUGE STEEL HOUSING ▶ RECTANGULAR POLYCARBONATE HEAD UNITS: STANDARD BEIGE POWDER-COAT FINISH ▶ ROUND STEEL HEAD UNITS: STANDARD OFF-WHITE POWDER COAT FINISH ▶ KEYHOLE MOUNT ▶ RED (POWER ON) LED INDICATOR ▶ TEST SWITCH ▶ UL LISTED ▶ NEW YORK CITY APPROVED/CALENDAR #38236

SEE UNIT INFORMATION

DIMENSIONS

"STANDARD HEADS"	"ROUND HEADS"
HEIGHT: 13.8"	HEIGHT: 15.4"
WIDTH: 10.3"	WIDTH: 10.3"
DEPTH: 3.5"	DEPTH: 3.5"

FACTORY OPTIONS

- CP CORD & PLUG FOR 120 VAC INPUT
- BC BEIGE & COCOA TWO-TONE FINISH
- BG BEIGE FINISH
- W WHITE FINISH
- BLK BLACK FINISH
- TD TIME DELAY * ADJUSTS 1-60 MIN.
- QC QUIK CHEK REMOTE TEST & TIME DELAY

* NOT AVAILABLE ON EM85 AND EM88

UNIT INFORMATION

MODEL NUMBER	STD. LAMP WATT	WATTS PER HOUR								REPLACEMENT BATTERY
		1.5	2	3	4	5	6	7	8	
EM80	6	12	9	6	~	~	~	~	~	[1] S65
EM81	6	18	14	9	7	~	~	~	~	[1] S68
EM82	6	32	24	16	12	10	8	7	6	[1] S610-SL
EM83	6	45	36	20	15	12	10	9	8	[2] S68
EM84	6	64	50	32	24	19	16	14	12	[2] S610-SL
EM85	6	100	75	50	38	30	25	21	18	[1] S636
EM86 *	7	36	27	18	14	11	9	8	7	[2] S68
EM87 *	7	60	45	30	23	18	15	13	11	[2] S610-SL
EM88 *	7	100	75	50	38	30	25	21	18	[1] S1215

* 12 VOLT DC OUTPUT

ILLUMINATION IS RATED TO 87.5% OF NOMINAL SYSTEM VOLTAGE AND RECHARGE TO FULL CAPACITY WITHIN 24 HOURS.

NEC REQUIRES 1.5 HOURS OF EMERGENCY ILLUMINATION.



↑↑SPECIAL LAMP WATTAGES

FOR RECTANGULAR HEADS WITH SPECIAL HIT WATTAGE LAMPS, ADD LAMP WATTAGE AS SUFFIX NUMBER.

FOR ROUND HEADS WITH SPECIAL HIT WATTAGE LAMPS, ADD SUFFIX "R" AND LAMP WATTAGE.

FOR ROUND HEADS WITH TUNGSTEN SEALED BEAM LAMPS, ADD SUFFIX "S" AND LAMP WATTAGE.

FOR ROUND HALOGEN SEALED BEAM LAMPS, ADD PREFIX "H" AND LAMP WATTAGE.

NOTE: TOTAL LAMP WATTAGE CANNOT EXCEED 1.5 HR. UNIT CAPACITY.

SILTRON

PHONE 815-459-7142 • FAX 815-459-6126

THE POWER TO PROTECT